




UNDERSTANDING YOUR PG&E BILL WHEN ENROLLED IN PCE'S ECOPLUS

The following pages present an annotated sample PG&E bill for a customer enrolled in Peninsula Clean Energy's ECOplus program. To compare a PCE ECOplus bill to what a standard PG&E bill would have been, do the following:

- 1) On page 3 of the bill, in the section labeled Details of PG&E Electric Delivery Charges you will find a line labeled **Generation Credit**⁶ with an amount deducted from the bill. In this sample bill, that amount is \$35.83. This is the amount PG&E would have charged for their 30% renewable energy generation service.
- 2) The cost of Peninsula Clean Energy's power is shown on page 1 of the bill, in a line entitled **Peninsula Clean Energy Electric Generation Charges**³ in the amount of \$25.33 for 50% renewable energy generation service.
- 3) The additional fees that PCE customers pay appear both on page 2 and page 3 of the bill as **Power Charge Indifference Adjustment**⁷ and **Franchise Fee Surcharge**⁸ on page 3 or **PCIA**⁷ and **Taxes and Other**⁸ on page 2. The total of those fees is $\$8.60 + \$0.23 = \$8.83$.
- 4) This customer, buying 50% renewable energy from PCE ECOplus, is paying \$33.93 ($\$25.33 + \8.60) for generation service, while the same service from PG&E for 30% renewable energy would have been \$35.83.



ENERGY STATEMENT
www.pge.com/MyEnergy

Account No: **0123456789-1**

Statement Date: 12/15/2016

Due Date: **01/05/2017**

Service For:

WILLIAM SAMPLE
1234 ROAD STREET
REDWOOD CITY, CA
94064-0001

Questions about your bill?

24 hours per day, 7 days per week
Phone: 1-866-743-0335
www.pge.com/MyEnergy

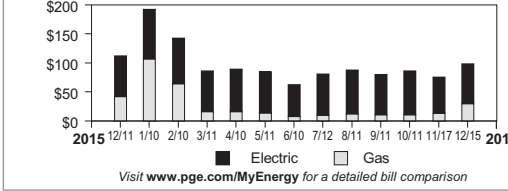
Local Office Address

275 INDUSTRIAL RD
SAN CARLOS, CA 94070

Your Account Summary

Amount Due on Previous Statement	\$75.84
Payment(s) Received Since Last Statement	-75.84
Previous Unpaid Balance	\$0.00
Current PG&E Electric Delivery Charges	\$43.45
PENINSULA CLEAN ENERGY Electric Generation Charges	25.33
Current Gas Charges	30.24
Total Amount Due by 01/05/2017	\$99.02

Monthly Billing History



Visit www.pge.com/MyEnergy for a detailed bill comparison

Daily Usage Comparison

1 Year Ago	Last Period	Current Period
13.12	11.62	12.33
Electric kWh / Day		
1.09	0.31	0.67
Gas Therms / Day		

Important Messages

Your current electricity rate Your electricity usage is currently billed on a rate for a single-family home or common-use area of a multi-family complex. If this is incorrect, please call us at **1-800-743-5000** for a free rate analysis.

Continued on page 6

1 Account Number

This is where you will find your existing PG&E account number.

3 PCE Electric Charges

This is PCE's charge for generating the cost of electricity that powers your home or business. **This charge replaces what PG&E would otherwise charge.** These charges are detailed on Page 4 of your Sample Bill.

2 Electric Delivery Charges

This is PG&E's charge for the delivery of electricity to your home or business. It includes transmission, distribution, and a variety of other fees explained in Point 5 (page 2 of your Sample Bill). It does NOT include generation charges if you're a PCE customer.

This rate will not change if you're a PCE customer.

4 Total Amount Due

The total amount due includes ALL of your fees for PG&E gas services and electric delivery, and PCE electric generation services. You should remit the total amount due on your bill to PG&E, as indicated.

ENERGY STATEMENT
www.pge.com/MyEnergy

Details of PG&E Electric Delivery Charges
11/09/2016 - 12/08/2016 (30 billing days)
Service For: 1234 ROAD STREET
Service Agreement ID: 0123456789
Rate Schedule: E1 X Residential Service

11/09/2016 - 12/08/2016	Your Tier Usage	1	2	3
Tier 1 Allowance	327.00 kWh (30 days x 10.9 kWh/day)			
Tier 1 Usage	327.000000 kWh @ \$0.18353			\$60.01
Tier 2 Usage	43.000000 kWh @ \$0.24276			10.44
Generation Credit				-35.83
Power Charge Indifference Adjustment				8.60
Franchise Fee Surcharge				0.23
Total PG&E Electric Delivery Charges				\$43.45

2016 Vintaged Power Charge Indifference Adjustment

ENERGY STATEMENT
www.pge.com/MyEnergy

Account No: 0123456789-1
Statement Date: 12/15/2016
Due Date: 01/05/2017

Important Phone Numbers - 24 hours per day, 7 days per week
Customer Service (All Languages; Relay Calls Accepted) 1-800-743-5000
TDD/TTY (Speech/Hearing Impaired) 1-800-652-4712

Servicio al Cliente en Español (Spanish)	1-800-660-6789	Dịch vụ khách tiếng Việt (Vietnamese)	1-800-298-8438
華語客戶服務 (Chinese)	1-800-893-9555	Business Customer Service	1-800-468-4743

Rules and rates
You may be eligible for a lower rate. To learn more about optional rates or view a complete list of rules and rates, visit www.pge.com or call 1-800-743-5000.

If you believe there is an error on your bill, please call 1-800-743-5000 to speak with a representative. If you are not satisfied with our response, contact the California Public Utilities Commission (CPUC), Consumer Affairs Branch, 505 Van Ness Avenue, San Francisco, CA 94102, 1-800-649-7570 or 415-703-2032 (TDD/TTY).

To avoid having service turned off while you wait for a CPUC decision, enclose a deposit check (payable to the CPUC) for the disputed amount and a description of the dispute. The CPUC will only accept deposits for matters that relate directly to billing accuracy. If it is not possible for you to pay your deposit, you must advise the CPUC. PG&E can not turn off your service for nonpayment while it is under review by the CPUC, however, you must continue to pay your current charges to keep your service turned on.

If you are not able to pay your bill, call PG&E to discuss how we can help. You may qualify for reduced rates under PG&E's CARE program or other special programs and agencies may be available to assist you. You may qualify for PG&E's Energy Savings Assistance Program which is an energy efficiency program for income-qualified residential customers.

Important definitions
Rotating outage blocks are subject to change without advance notice due to operational conditions.

Electric Tier *	% of Baseline (after 8/1/2016)
1	0% - 100%
2	101% - 200%
3	> 200%

Tier 1 / Baseline allowance: Some residential rates are given a Tier 1 / Baseline allowance - a CPUC approved percentage of average customer usage during summer and winter months. Your Tier 1 / Baseline allowance provides for basic needs at an affordable price and encourages conservation. Your allowance is assigned based on the climate where you live, the season and your heat source. As you use more energy, you pay more for usage.

DWR bond charge: Recovers the cost of bonds issued by the Department of Water Resources (DWR) to purchase power to serve electric customers during the California energy crisis. DWR bond charges are collected on behalf of DWR and do not belong to PG&E.

DWR power charge: Included in generation charges. In 2016, DWR will return \$38,141,051 to bundled service customers which offsets other generation charges in this bill.

Power Charge Indifference Adjustment (PCIA): Ensures that non-exempt customers under PG&E's G1 and ECR rate schedules or who purchase electricity (generation) from non-PG&E suppliers pay their share of generation costs.

Gas Public Purpose Program (PPP) Surcharge: Used to fund state-mandated gas assistance programs for low-income customers, energy efficiency programs, and public-interest research and development.

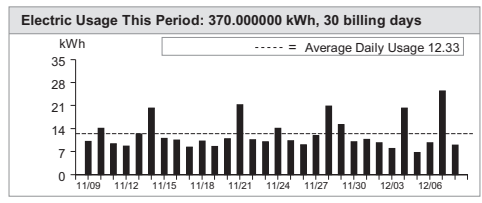
Visit www.pge.com/billsexplanation for more definitions. To view most recent bill inserts including legal or mandated notices, visit www.pge.com/billinserts.

Your Electric Charges Breakdown	
Conservation Incentive	-\$14.32
Transmission	8.67
Distribution	31.77
Electric Public Purpose Programs	5.19
Nuclear Decommissioning	0.08
DWR Bond Charge	1.99
Competition Transition Charges (CTC)	1.25
Energy Cost Recovery Amount	-0.01
PCIA	8.60
Taxes and Other	0.23
Total Electric Charges	\$43.45

*Doesn't apply to EV & ETOLUB

"PG&E" refers to Pacific Gas and Electric Company, a subsidiary of PG&E Corporation. © 2016 Pacific Gas and Electric Company. All rights reserved.

Your delivery and maintenance services from PG&E will remain unchanged.



Visit www.pge.com/MyEnergy for a detailed bill comparison.


5 Your Electric Charge Breakdown
These are PG&E electric delivery charges and associated fees.

6 Generation Credit
This is the amount PG&E would have charged for their 30% renewable energy generation service.

7 Power Charge Indifference Adjustment
This fee is required by PG&E of all PCE customers. It is intended to ensure that customers who switch to PCE pay for energy that PG&E procured on their behalf, prior to their switch.

8 Franchise Fee Surcharge
This fee is collected by PG&E to pay for the right to use public streets to run gas and electric service.

9 Total PG&E Electric Delivery Charges
This is the sum of PG&E's charges for electric delivery, which matches the charge on the summary page of your bill (page 1 on your Sample Bill).



ENERGY STATEMENT
www.pge.com/MyEnergy

Account No: 0123456789-1
Statement Date: 12/15/2016
Due Date: 01/05/2017

Details of PENINSULA CLEAN ENERGY Electric Generation Charges

11/09/2016 - 12/09/2016 (31 billing days)

Service For: 1234 ROAD STREET
Service Agreement ID: 0123456789 ESP Customer Number: 0123456789

11/09/2016 – 12/09/2016

Rate Schedule: E-1			
GENERATION - TOTAL	370.000000 kWh @ \$0.06815	\$25.22	
	NET CHARGES	25.22	
Energy Surcharge			0.11
Peninsula Clean Energy is San Mateo County's official electricity provider You're getting cleaner energy at lower rates!			
Total PENINSULA CLEAN ENERGY Electric Generation Charges			\$25.33

Service Information

Total Usage 370.000000 kWh

For questions regarding charges on this page, please contact:
 PENINSULA CLEAN ENERGY
 455 COUNTY CENTER 4TH FLOOR
 REDWOOD CITY CA 94063
 1-866-966-0110
 www.peninsulacleanenergy.com

Additional Messages

Peninsula Clean Energy (PCE) is San Mateo County's official electricity provider. PCE is a not-for-profit, public agency that sources 50-100% renewable energy for your electric generation. PCE replaces PG&E's charge for electric generation, and at more competitive rates.

PG&E continues to provide and bill for electric delivery services. Gas services are not provided by PCE.

We invite you to contact us at info@peninsulacleanenergy.com or **866-966-0110** to learn more. We're happy to help.

SAMPLE

Visit www.pge.com/MyEnergy for a detailed bill comparison.

Page 4 of 6

10 Rate Schedule

This is your current rate schedule. More information on rates can be found at PeninsulaCleanEnergy.com/rates.

12 Total PCE Electric Generation Charges

This is the sum of all electric generation services from PCE.

11 Energy Surcharge

This fee is collected on behalf of the California Energy Commission. It was previously included in PG&E's fees.